



HAGLEY CATHOLIC HIGH SCHOOL



Aims & Objectives of our visit:

1. To continue with our summer term transition to Hagley
2. To collectively share Our School Prayer
3. To continue to familiarise ourselves with the school site
4. To see some visual images of the school
5. To navigate ourselves through a school day
6. To start to understand how the timetable works



HAGLEY CATHOLIC HIGH SCHOOL



Hi again Year 6,

We hope you are and your families are well and those who are back in school are enjoying it and those who are continuing with their Home Learning are getting on well with that too.

How are your sunflowers going? Thank you to all who have sent in pictures of how they are doing, please continue to do so.

We hope that you enjoyed the 1st summer transition session, we will be posting lots more on our website and sending some more sessions to your Year 6 teacher to help you get to know Hagley before you start. Also look out for details of our Virtual Intake Evening!

Mrs Imrie, Mr Miastowski & Mrs O'Loughlin



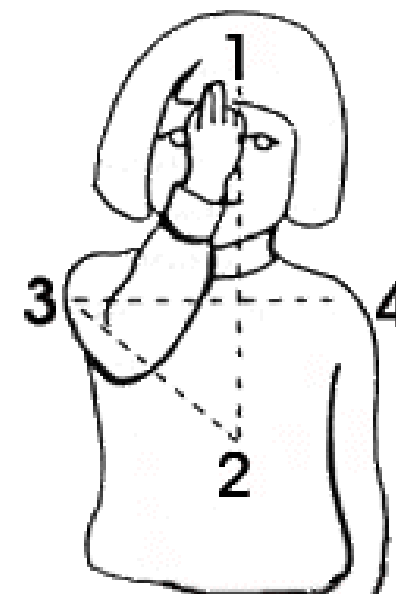
HAGLEY CATHOLIC HIGH SCHOOL



Teacher:

As followers of Jesus Christ, we are united to his passion, death and resurrection, which give us hope of eternal life.

As we cross ourselves, let us say together:



Everyone:

In the name of the Father, and of the Son, and of the Holy Spirit. Amen.



HAGLEY CATHOLIC HIGH SCHOOL



Our School Prayer

Saint Nicholas Owen,
make this school a safe refuge;
inspire in us a love God and a love of our neighbour.
guide us in our work and play,
that we may always be faithful to Christ, our Lord.
Amen



HAGLEY CATHOLIC HIGH SCHOOL



Activity 1:

Re-watch this short clip from some of our Year 7 pupils reminding you of what our school looks like and a couple of tips on how to find the different rooms.

(click on the hyperlink to our website, scroll down the page a little and watch the 2nd video)

<https://www.hagleyrc.worcs.sch.uk/Page/Detail/year-6-transition>



Semper Fidelis – “Always faithful”

in Jesus we live learn and serve
Together we are committed to excellent education for all
rooted in Gospel values,
inspiring a love for life-long learning
and following the compassion of Christ.





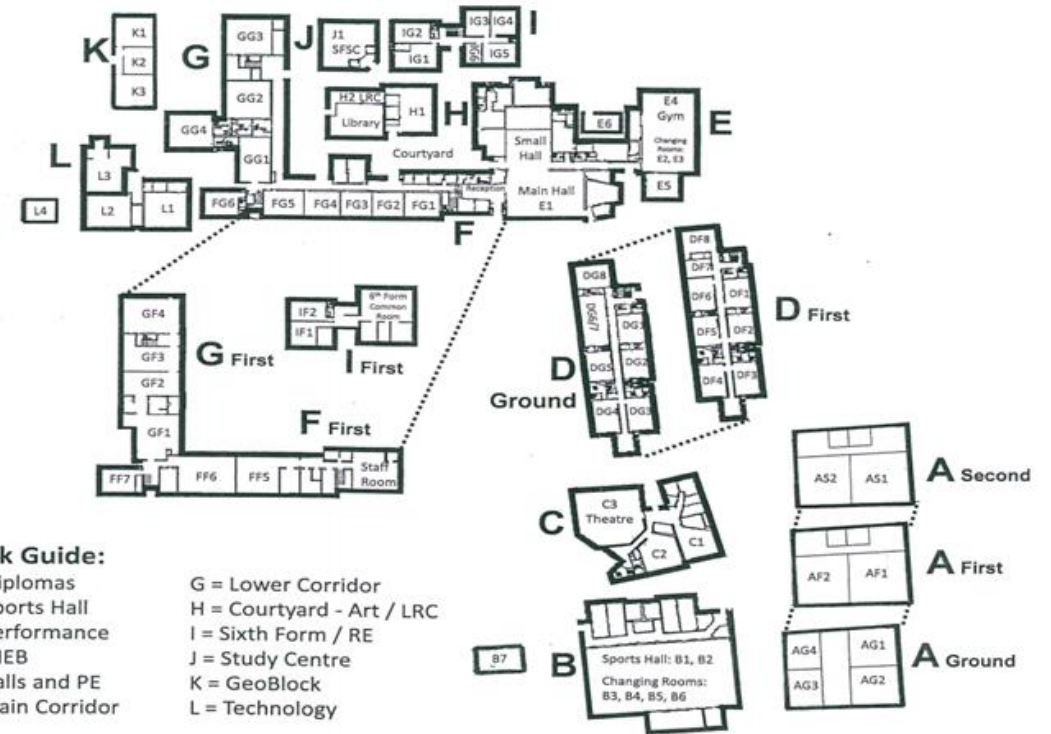
HAGLEY CATHOLIC HIGH SCHOOL



How do I NOT get lost?: Finding your way around Hagley

When we visited you in your primary schools most of you said that you were nervous about the size of the school and getting lost. Hagley is not that big and you soon find your way around, especially with the magic room code!

We hope that the next few slides and activities help you find your way around a little!

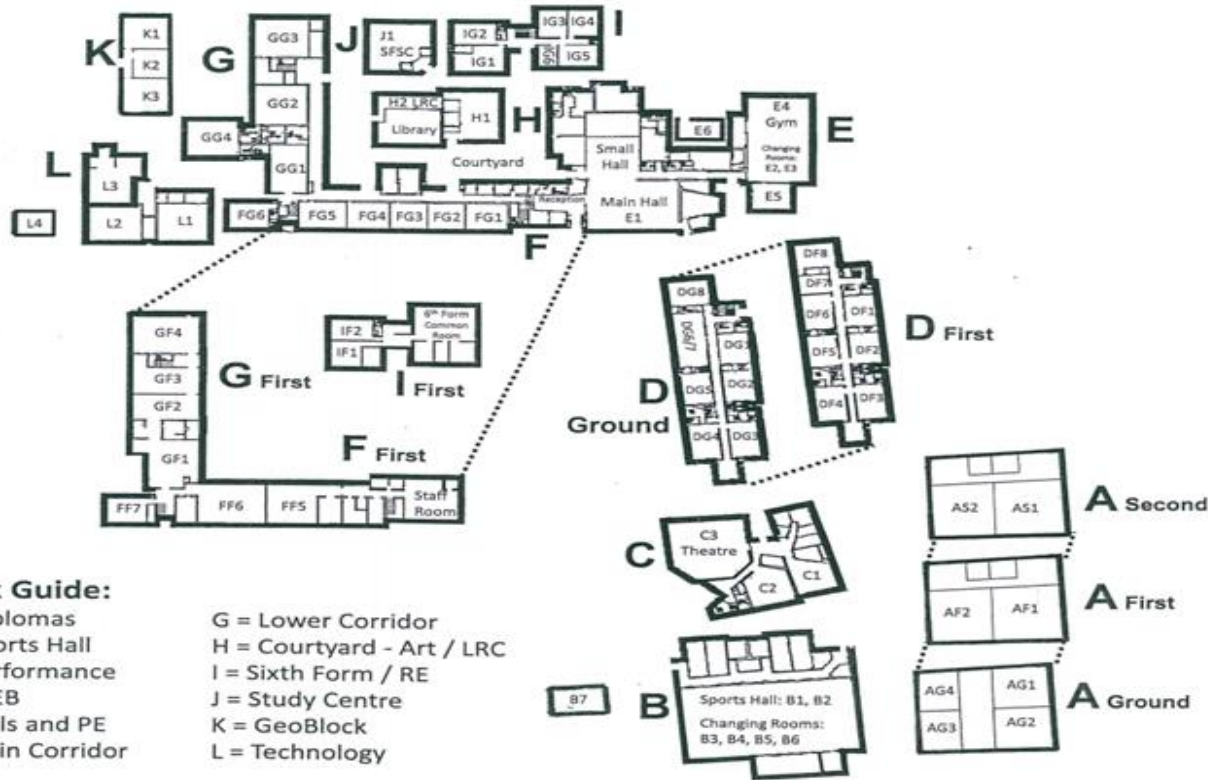




HAGLEY CATHOLIC HIGH SCHOOL



Map of the School



Every Year 7 will have a Student Planner and in there is a map of the school. Look at the images of key places in the school on the next few slides and then have a go at finding your way around ...



HAGLEY CATHOLIC HIGH SCHOOL



The Chapel



1. Mass is celebrated weekly at Hagley with Father Des in the School Hall. These are usually held as a year or house group.
2. Our School Chapel is just off our School Hall and is the heart of our school. Mr Miastowski is our Assistant Principal in charge of our Catholic ethos and he is supported by our Lay Chaplain, Mr Thomas.



HAGLEY CATHOLIC HIGH SCHOOL



Canopy Area & Entrance to the Hub

1. The Canopy is a covered outside area in the heart of the school and where you queue up for the canteen at break & lunchtime.
2. The Hub is our Safe Refuge, Learning Support base. It is open from 8.30am each morning before school, at break & lunchtime. Here you could also have some support with homework or use the computers to help you.



HAGLEY CATHOLIC HIGH SCHOOL



Entrance to D Block

1. Each of our blocks are coded in alphabetical order
1. For example a classroom in D block would be DF2:

D = d block, F = first floor & 2 = the room number in that block

3. In D Block are the:

English Department (downstairs)

Maths Department (upstairs)

History Department (upstairs)





HAGLEY CATHOLIC HIGH SCHOOL



Sports Hall

This is one of our 2 sports halls. We have lots of sports on offer at Hagley, whether in Games or Pe lessons or as an extra-curricular activity. It is a great chance to try a new sport or to build on one that you already enjoy.





HAGLEY CATHOLIC HIGH SCHOOL



Entrance to C Block



1. Music & Performing Arts are a big and very vibrant part of our school life.
2. Lots of you will have been involved in the Pyramid Concert – Disco Fever, when you were in Year 5. From that you will know many of our staff & you could get involved again as a Hagley pupil.
3. You will study Music & Performing Arts on a rotation (alongside Art & Technology) so that you get a taste of all the subjects in Year 7.
4. You may also choose to get involved with the many extra-curricular activities on offer here from Mass Band to Dance.
5. You may also choose to take up one of the peripatetic music or singing lessons.



HAGLEY CATHOLIC HIGH SCHOOL

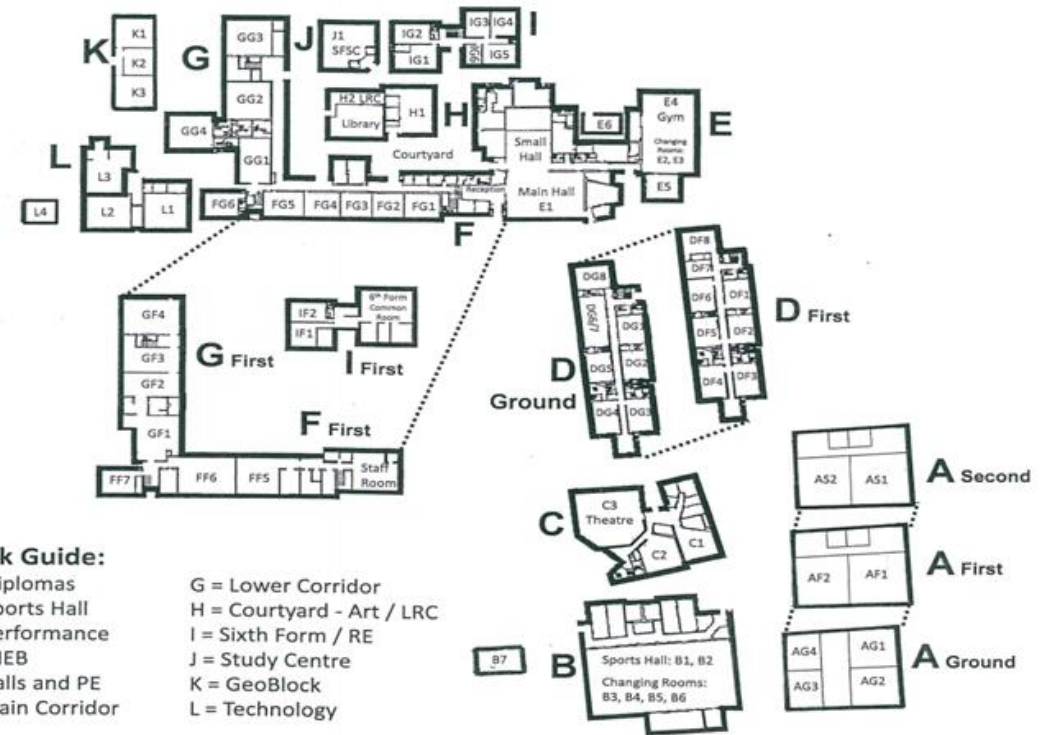


How do I NOT get lost?: Finding your way around Hagley

When we visited you in your primary schools most of you said that you were nervous about the size of the school and getting lost. Hagley is not that big and you will soon find your way around, especially with the magic room code!

We hope that the next few slides and activity help you find your way around a little!

Where there are dotted lines it shows the first floor of the areas the dotted lines point to...



- Block Guide:**
- A = Diplomas
 - B = Sports Hall
 - C = Performance
 - D = MEB
 - E = Halls and PE
 - F = Main Corridor
 - G = Lower Corridor
 - H = Courtyard - Art / LRC
 - I = Sixth Form / RE
 - J = Study Centre
 - K = GeoBlock
 - L = Technology



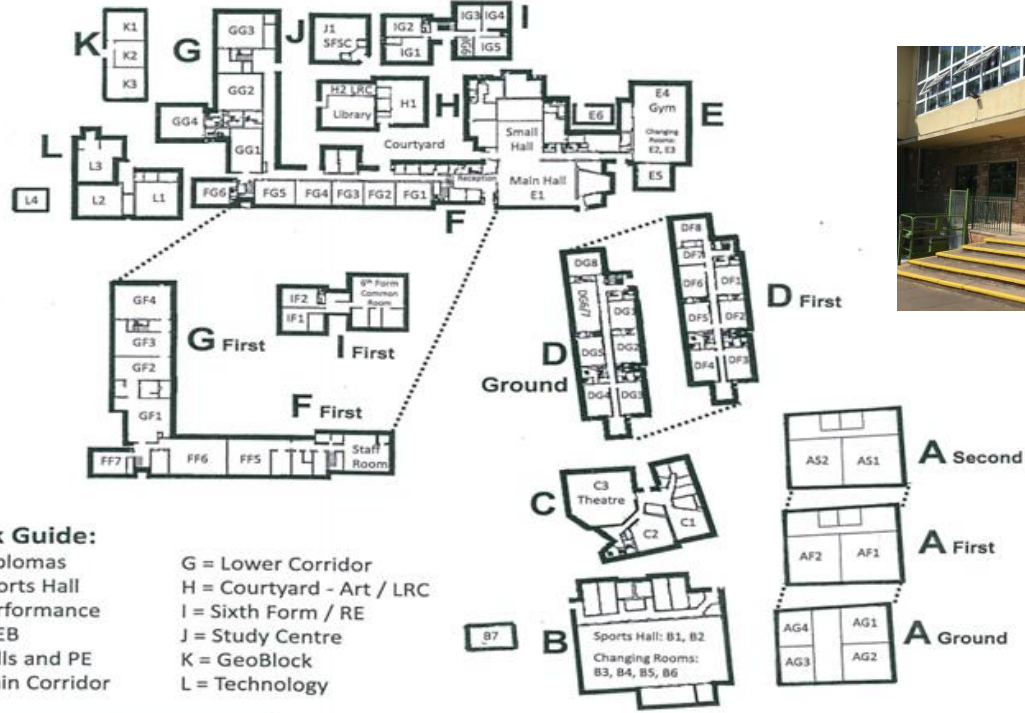

HAGLEY CATHOLIC HIGH SCHOOL

loving hopeful
 attentive curious
 faith-filled wise
 generous grateful
 eloquent discerning
 intentional compassionate
 active
 truthful prophetic



Activity 2:

Draw an arrow from each picture to where you think it may be on the school map



Semper Fidelis – “Always faithful”



HAGLEY CATHOLIC HIGH SCHOOL



HOW DID YOU DO?




HAGLEY CATHOLIC HIGH SCHOOL

loving hopeful
 attentive curious
 faith-filled wise
 generous grateful
 eloquent discerning
 intentional compassionate
 active
 truthful prophetic



Activity 2:
 Draw an arrow from each picture to where you think it may be on the school map





HAGLEY CATHOLIC HIGH SCHOOL

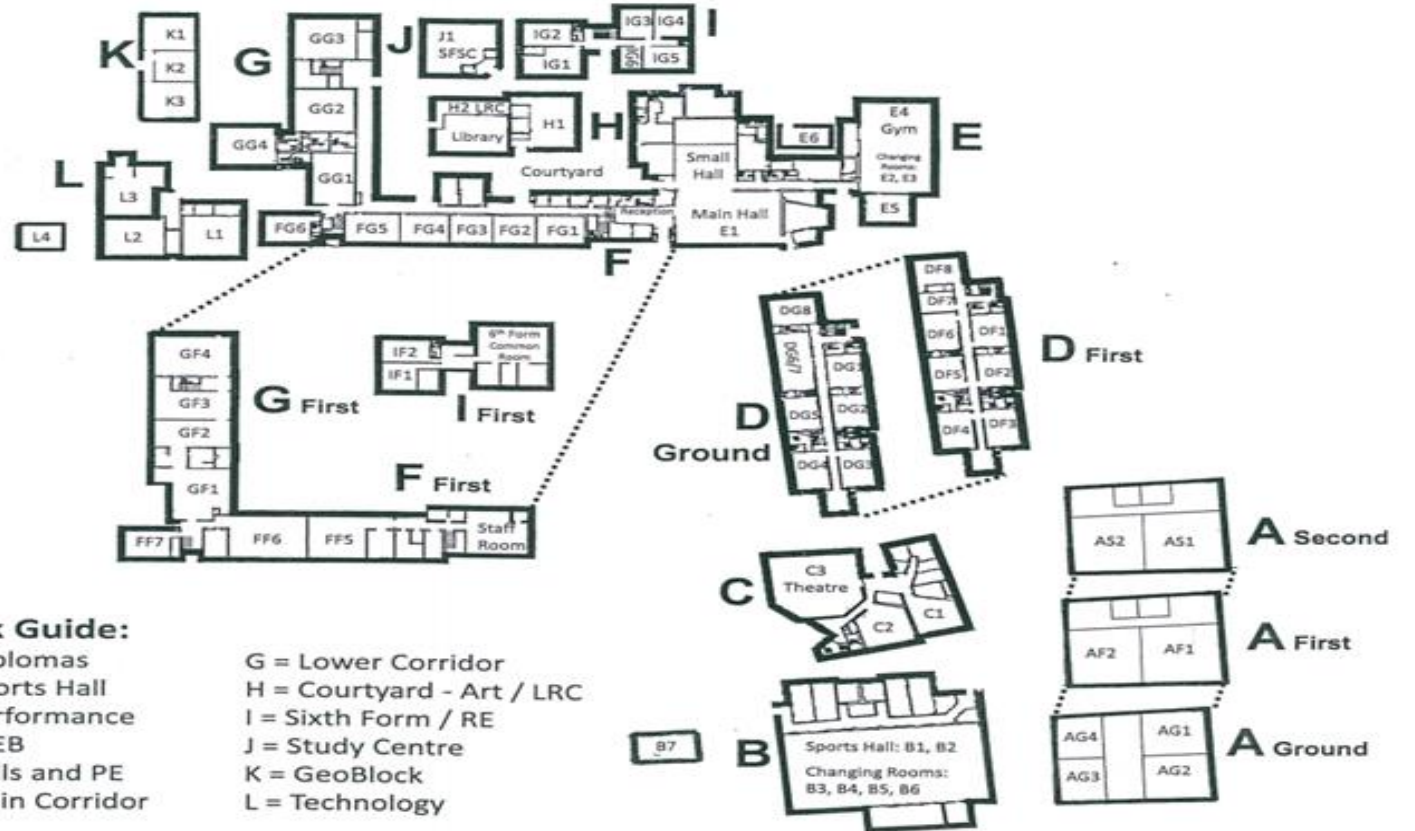


Activity 3:

Look at a sample day for a Year 7 student, draw an arrow from each lesson to where you think it may be on the school map

- Look at this current sample day from a current Year 7 student's timetable. Draw and arrow to where their lessons would be that day?

- Am Reg: Tutor time K1
- Period 1: Maths DF2
- Period 2: RE IG1
- Period 3: Food & Nutrition GF1
- Period 4: Computing AS1





HAGLEY CATHOLIC HIGH SCHOOL



HOW DID YOU DO?



Semper Fidelis – “Always faithful”

In Jesus we live learn and serve
Together we are committed to excellent education for all
rooted in Gospel values,
inspiring a love for life-long learning
and following the compassion of Christ.





HAGLEY CATHOLIC HIGH SCHOOL



Activity 3:

Look at a sample day for a Year 7 student, draw an arrow from each lesson to where you think it may be on the school map

- Look at this current sample day from a current Year 7 student's timetable. Draw and arrow to where their lessons would be that day?

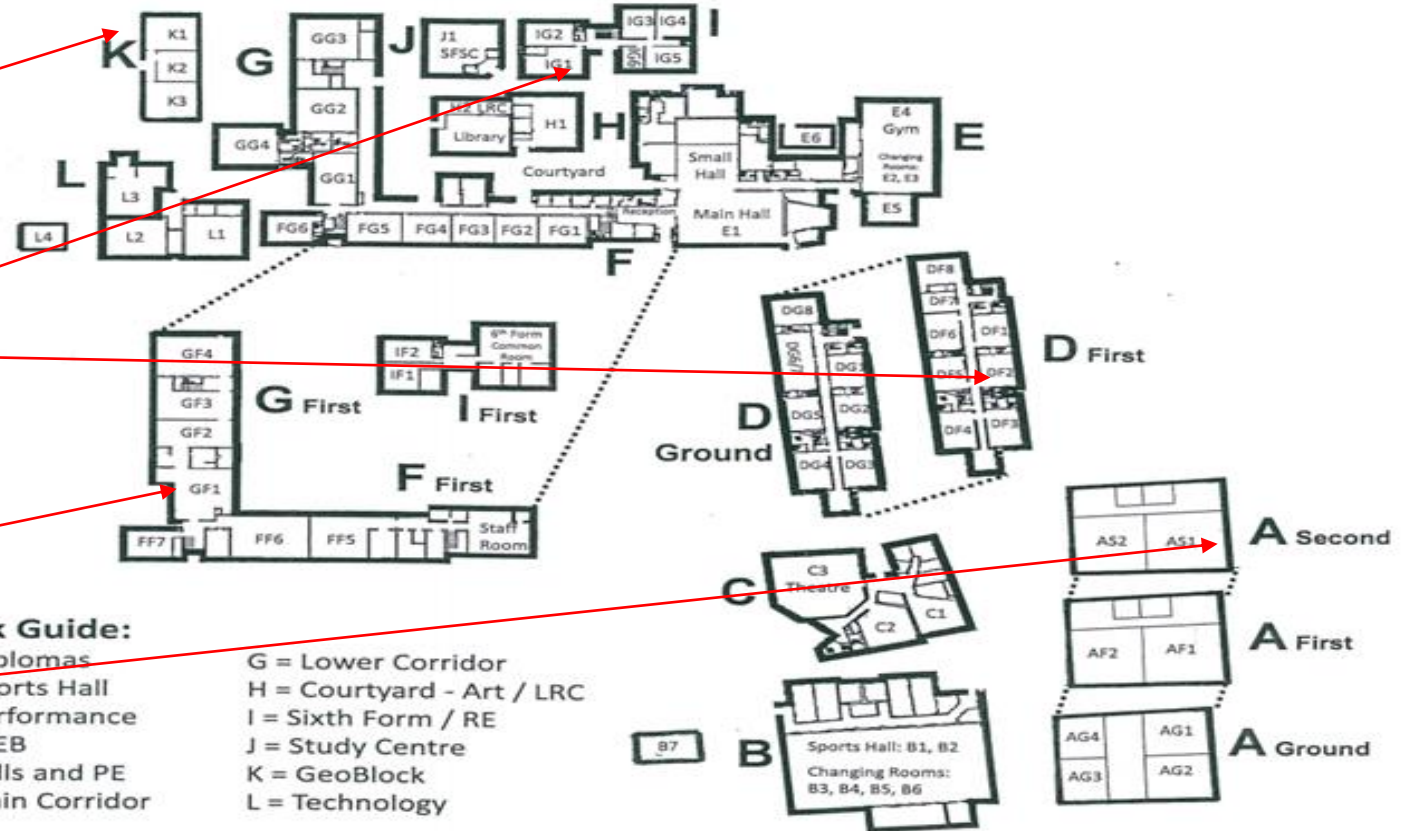
Am Reg: Tutor time K1

Period 1: Maths DF2

Period 2: RE IG1

Period 3: Food & Nutrition GF1

Period 4: Computing AS1





HAGLEY CATHOLIC HIGH SCHOOL



How does a timetable work?

At Hagley we have a 2 week timetable, Week A & Week B. This is because we have so much we want to teach you so we need to structure it over 2 weeks.

Key things to remember:

1. You will be registered each morning in your tutor group (shown as AM in the 1st row)
2. You will then have 4 lessons a day
3. Each of these lessons are taught by subject teachers so you will have 4 different lessons with 4 different teachers
4. The thick black line shows when you have a break or lunchtime.

	AMon	ATue	AWed	AThu	AFri
AM	Tutor Support Mrs R K Winter English DG1	Tutor Support Mrs R K Winter English DG1	Tutor Support Mrs R K Winter English DG1	Tutor Support Mrs R K Winter English DG1	Tutor Support Mrs R K Winter English DG1
1	French Mr P J Neenan French FG1	Tutor Support Mrs R K Winter English DG1	Tech Mater Mr D Goddard D&TL3	Computing Mrs V J Jones A Block AS2	Games Mr G J Barratt Gvm Ch. M
2	Mathematic Mrs J Chapman Maths DF7	Geography Mr J Bavliffe Geog K1	French Mr P J Neenan French FG1	English Miss B Arnott English DG8	Tech Mater Mr D Goddard D&TL3
3	History Mrs L F Imrie History DF4	Mathematic Mrs J Chapman Maths DF7	Mathematic Mrs J Chapman Maths DF7	Science Mr J D Langford F Lab 6	English Miss B Arnott English DG8
4	English Miss B Arnott English DG8	Religious Mr R J Wood RE IG1	English Miss A Crosby English DG5	French Mr P J Neenan French FG1	History Mr A P Trickett History DF3

	BMon	BTue	BWed	BThu	BFri
AM	Tutor Support Mrs R K Winter English DG1	Tutor Support Mrs R K Winter English DG1	Tutor Support Mrs R K Winter English DG1	Tutor Support Mrs R K Winter English DG1	Tutor Support Mrs R K Winter English DG1
1	Mathematic Mrs J Chapman Maths DF7	Tutor Support Mrs R K Winter English DG1	Computing Mrs V J Jones A Block AS2	Tech Mater Mr D Goddard D&TL3	Games Mr G J Barratt Gvm Ch. M
2	History Mrs L F Imrie History DF3	Music Mr C Yates Music C2	Science Mr J D Langford G Lab 3	Games Mr M Behan Gvm Ch. M	Mathematic Mrs J Chapman Maths DF7
3	Religious Mr R J Wood RE IG1	English Miss A Crosby English DG5	Religious Mr R J Wood RE IG1	French Mr P J Neenan French FG1	Geography Mr J Bavliffe Geog K1
4	Geography Mr J Bavliffe Geog K1	Religious Mr R J Wood RE IG1	Art Mrs N E Stott Art H1	Art Mrs N E Stott Art H1	Science Mr B Bostock G Lab 2



HAGLEY CATHOLIC HIGH SCHOOL



How does a timetable work?

At Hagley we have a 2 week timetable, Week A & Week B. This is because we have so much we want to teach you we need to structure it over 2 weeks. Key things to remember:

For example:

- AMon is Week A Monday
- BTues3 is Week B
- Tuesday P3 – English with Miss Crosby in room DG5 in the English department

	AMon	ATue	AWed	AThu	AFri
AM	Tutor Support Mrs R.K Winter English DG1	Tutor Support Mrs R.K Winter English DG1	Tutor Support Mrs R.K Winter English DG1	Tutor Support Mrs R.K Winter English DG1	Tutor Support Mrs R.K Winter English DG1
1	French Mr P J Neenan French FG1	Tutor Support Mrs R.K Winter English DG1	Tech Mater Mr D Goddard D&TL3	Computing Mrs V J Jones A Block AS2	Games Mr G J Barratt Gvm Ch. M
2	Mathematic Mrs J Chapman Maths DF7	Geographv Mr J Bavliffe Geoz K1	French Mr P J Neenan French FG1	English Miss B Arnott English DG8	Tech Mater Mr D Goddard D&TL3
3	History Mrs L F Imrie History DF4	Mathematic Mrs J Chapman Maths DF7	Mathematic Mrs J Chapman Maths DF7	Science Mr J D Laneford F Lab 6	English Miss B Arnott English DG8
4	English Miss B Arnott English DG8	Religious Mr R.J Wood RE IG1	English Miss A Crosby English DG5	French Mr P J Neenan French FG1	History Mr A P Trickett History DF3

	BMon	BTue	BWed	BThu	BFri
AM	Tutor Support Mrs R.K Winter English DG1	Tutor Support Mrs R.K Winter English DG1	Tutor Support Mrs R.K Winter English DG1	Tutor Support Mrs R.K Winter English DG1	Tutor Support Mrs R.K Winter English DG1
1	Mathematic Mrs J Chapman Maths DF7	Tutor Support Mrs R.K Winter English DG1	Computing Mrs V J Jones A Block AS2	Tech Mater Mr D Goddard D&TL3	Games Mr G J Barratt Gvm Ch. M
2	History Mrs L F Imrie History DF3	Music Mr C Yates Music C2	Science Mr J D Laneford G Lab 3	Games Mr M Behan Gvm Ch. M	Mathematic Mrs J Chapman Maths DF7
3	Religious Mr R.J Wood RE IG1	English Miss A Crosby English DG5	Religious Mr R.J Wood RE IG1	French Mr P J Neenan French FG1	Geographv Mr J Bavliffe Geoz K1
4	Geographv Mr J Bavliffe Geoz K1	Religious Mr R.J Wood RE IG1	Art Mrs N E Stott Art H1	Art Mrs N E Stott Art H1	Science Mr B Bostock G Lab 2



HAGLEY CATHOLIC HIGH SCHOOL



Activity 4:

How does a timetable work?

- Look at this current Yr7 timetable. What lesson, what teacher and in what room does this pupil have on:

1. Week A Monday P.2?

2. Week A Tuesday P.4?

3. Week B Tuesday P.1?

4. Week B Wednesday P.1?

	AMon	ATue	AWed	AThu	AFri
AM	Tutor Support Mrs R.K Winter English DG1	Tutor Support Mrs R.K Winter English DG1	Tutor Support Mrs R.K Winter English DG1	Tutor Support Mrs R.K Winter English DG1	Tutor Support Mrs R.K Winter English DG1
1	French Mr P J Neenan French FG1	Tutor Support Mrs R.K Winter English DG1	Tech Mater Mr D Goddard D&TL3	Computing Mrs V J Jones A Block AS2	Games Mr G J Barratt Gvm Ch. M
2	Mathematic Mrs J Chapman Maths DF7	Geographv Mr J Bavliffe Geoz K1	French Mr P J Neenan French FG1	English Miss B Arnott English DG8	Tech Mater Mr D Goddard D&TL3
3	History Mrs L F Imrie History DF4	Mathematic Mrs J Chapman Maths DF7	Mathematic Mrs J Chapman Maths DF7	Science Mr J D LaneFord F Lab 6	English Miss B Arnott English DG8
4	English Miss B Arnott English DG8	Religious Mr R J Wood RE IG1	English Miss A Crosbv English DG5	French Mr P J Neenan French FG1	History Mr A P Trickett History DF3

	BMon	BTue	BWed	BThu	BFri
AM	Tutor Support Mrs R.K Winter English DG1	Tutor Support Mrs R.K Winter English DG1	Tutor Support Mrs R.K Winter English DG1	Tutor Support Mrs R.K Winter English DG1	Tutor Support Mrs R.K Winter English DG1
1	Mathematic Mrs J Chapman Maths DF7	Tutor Support Mrs R.K Winter English DG1	Computing Mrs V J Jones A Block AS2	Tech Mater Mr D Goddard D&TL3	Games Mr G J Barratt Gvm Ch. M
2	History Mrs L F Imrie History DF3	Music Mr C Yates Music C2	Science Mr J D LaneFord G Lab 3	Games Mr M Behan Gvm Ch. M	Mathematic Mrs J Chapman Maths DF7
3	Religious Mr R J Wood RE IG1	English Miss A Crosbv English DG5	Religious Mr R J Wood RE IG1	French Mr P J Neenan French FG1	Geographv Mr J Bavliffe Geoz K1
4	Geographv Mr J Bavliffe Geoz K1	Religious Mr R J Wood RE IG1	Art Mrs N E Stott Art H1	Art Mrs N E Stott Art H1	Science Mr B Bostock G Lab 2



HAGLEY CATHOLIC HIGH SCHOOL



Thank you again Year 6,

- We hope that you have enjoyed the 2nd of our transition activities. We have lots more to come where we will be looking at:
 - More activities to help find your way around
 - Key places
 - Who is there to help you
 - A taste of a typical school day and what is on offer
 - Our expectations & ethos
 - How you can organise yourself
 - Classcharts – rewards and sanctions

Is there anything else you would like to know? Perhaps you could jot it down... let us know

Mrs Imrie, Mr Miastowski & Mrs O'Loughlin